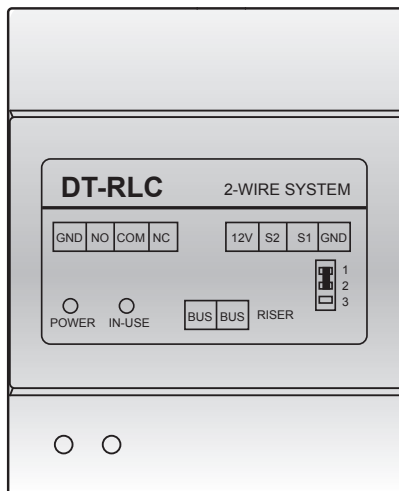


# Product Information

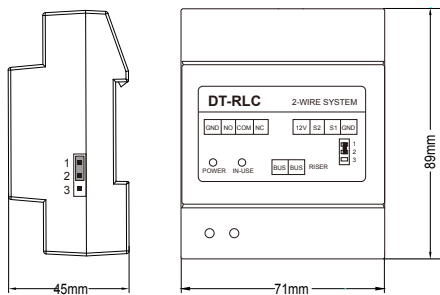
## DT Accessories DT-RLC



### DESCRIPTION

The relay actuator DT-RLC is a unlock function device designed for DT system to control door locks.

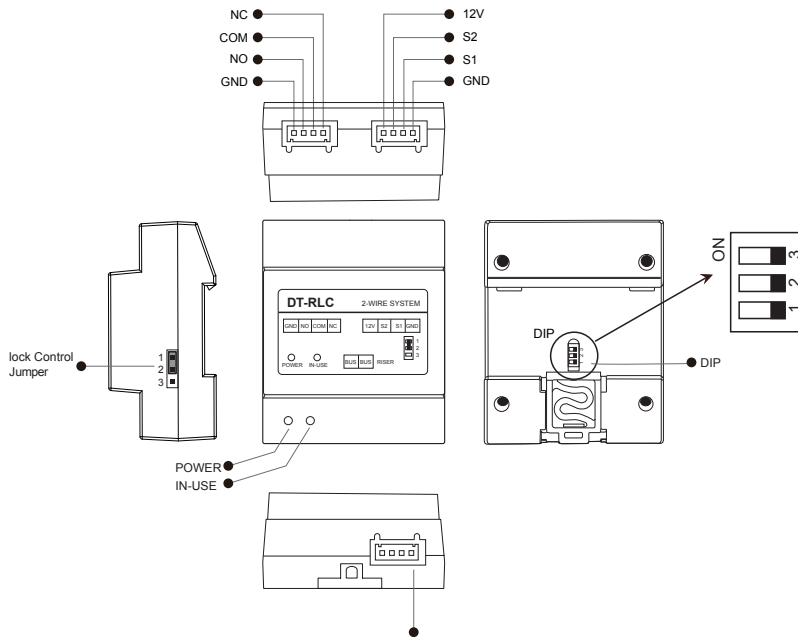
### DIMENSION



### FEATURES

- ☑ Allows to open gate door locks;
- ☑ Support high power-consumption lock;
- ☑ :LWKERQJXUDEOHXQOREFNWLPHGRXWSXW□
- ☑ Support exit control button.

# 1.Parts and Functions



+12V:12V power output. Can be used to power the lock.

S2:Reserved.

S1:Exit button contact. Short this contact and the GND to unlock.

GND:The common Ground of the other 3 contacts: S1, S2 and +12V.

NC:The normally-closed contact to COM.

COM: The common contact of the unlock relay.

NO: The normally-open contact to COM.

Lock Control Jumper: To select the lock type: see section 5,6.

POWER:Working indicator,it will light up when plugs in power supply.

IN-USE:Unlock indicator,it will light up when unlock.

Bus:Connect to the bus line, no polarity.

DIP :Used for setting the address of the RLC.

