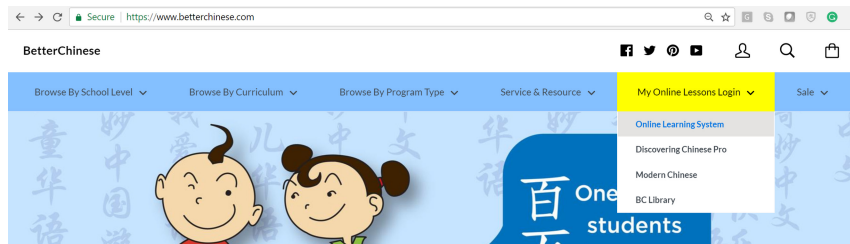


Table of Contents

1. Login
2. Navigation
3. Lessons
4. Tools
 1. Voice Recorder
 2. Character Writing Pad
 3. Composition Tool
 4. e-Cards
5. Assignments
 - a. Lesson Homework & Projects
 - b. Language Tools
6. Reporting

1. LOG-IN

To access your account, simply go to our website www.BetterChinese.com. Click on the “My Online Lessons Login” drop-down menu and select “Online Learning System” to log-in.



Now log-in with your username and password. You can also bookmark this page (online.betterchinese.com) for faster access in the future.



Select **SCHOOL
ACCOUNT** to login

Please contact your teacher for your log-in information prior to following the navigational instructions in this Quick Start Guide.

You should have the following information:

Login Name:

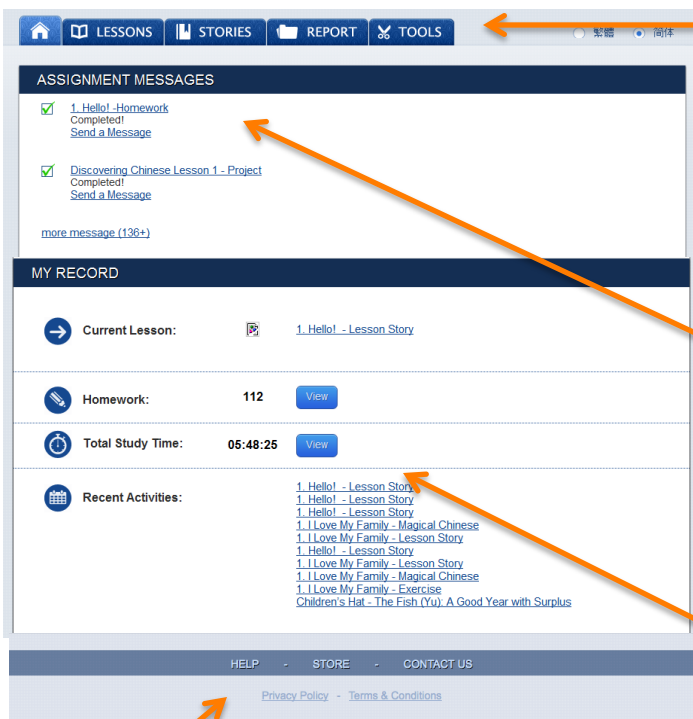
Password:

School ID: (only if Group License was purchased)

Note: If your school did not purchase a Group License, you will not be required to enter a School ID to login. You will not have access to the messaging capabilities and will not be able to submit your homework for grading.

2. NAVIGATION (Dashboard)

Once you have logged in successfully, you will see your Dashboard



MENU TABS

- **Lessons:** From BC series
- **Stories:** Library of 1400+ stories
- **Report:** Homework report card
- **Tools:** Voice recorder, writing pad, and composition

ASSIGNMENT MESSAGES

This message board will display your assignments, messages and grades related to your assignment

MY RECORD

Provides an overview of:

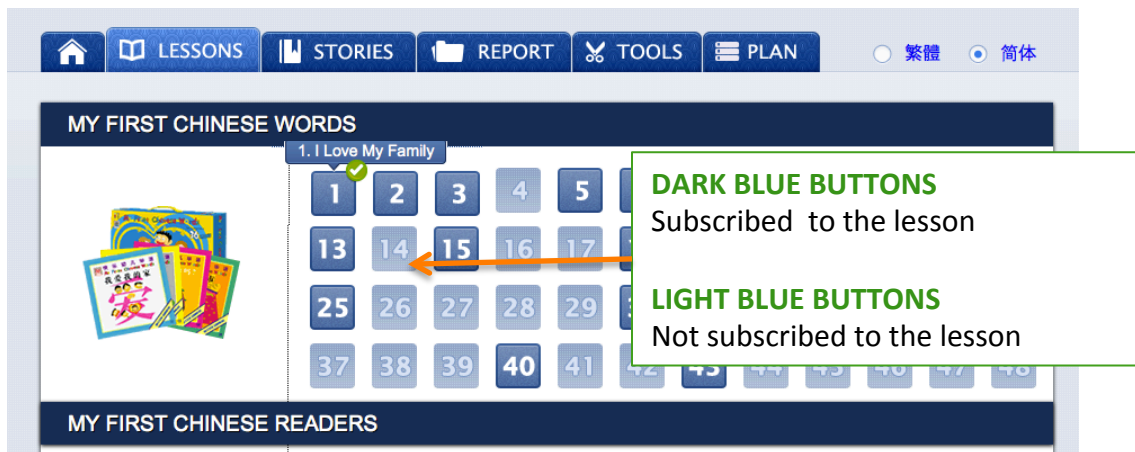
- **Current Lesson**
- **Homework**
- **Total Study Time:** The amount of time you spent the account
- **Recent Activities**

FOOTER

- **Help:** FAQs and information on how to contact customer support
- **Store:** Access the Better Chinese webstore
- **Contact Us:** Provide feedback or email customer support with your questions.

3. LESSONS (Index)

Within the “Lessons” tab in the menu bar, you’ll find all of the lessons from the Better Chinese’s series that you are subscribed to (i.e. My First Chinese Words). Mouse over the Lesson number to view the lesson name. Click on it to enter the lesson.



The checkmark represents a score of 75% or below was achieved in the homework section.

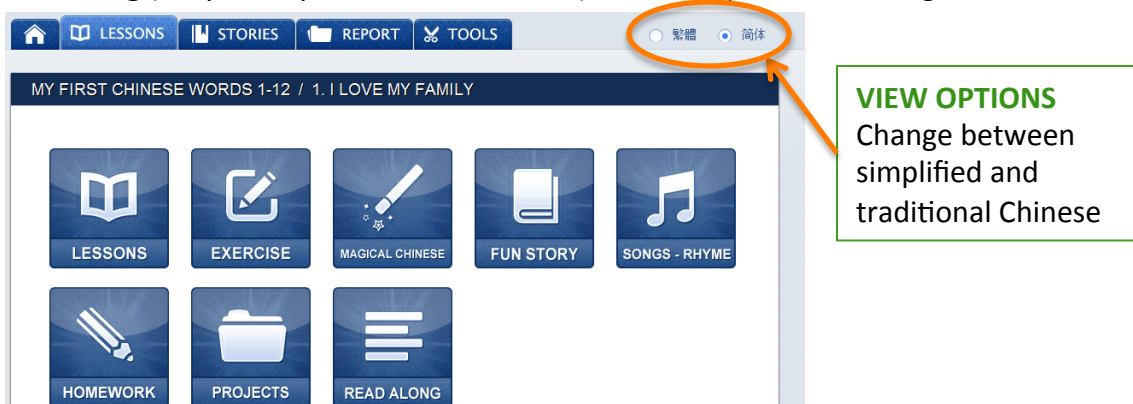


The star represents a score above 75% on the homework section.

Individual Lesson Components

Each lesson contains a variety of components.

- **Lessons:** Animation of the lesson text
- **Exercise:** Each My First Chinese Words lesson includes 3 exercises
- **Magical Chinese:** Animations that depict how Chinese characters evolved from pictographs
- **Fun Story:** A story related to the lesson
- **Songs/Rhymes:** Only for the younger series.
- **Homework:** 20 multiple choice questions focused on reading and listening skills
- **Projects:** 5 exercises focused primarily on character writing and speaking
- **Read-Along** (Only for My First Chinese Words): Students practice reading the outloud



For more information, please contact us at

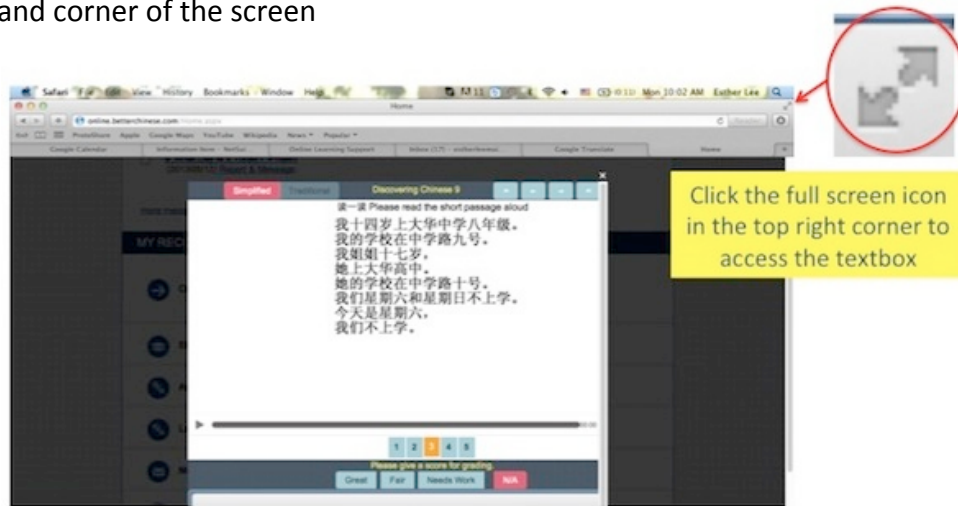
Phone: Toll-Free 888-384-0902

Email: usa@betterchinese.com

Web: BetterChinese.com

Depending on the size of your screen, part of the exercise image may be cut-off. Expand your view mode to full screen in order to see everything.

- On a PC, click on the F11 to switch to the full-screen mode
- On a Mac, switch into full-screen mode by clicking on the arrow in the top right-hand corner of the screen



You can also choose to have the dock hide automatically and make more space. Go to "System Preferences and click on "Dock". Check the box that says "Automatically Hide and Show the Dock". This is the recommended option.

4. LANGUAGE TOOLS

The language tool section includes a voice recorder, a character writing pad and a composition tool to help hone your character writing, speaking and typing skills.




Voice Recorder

Practice speaking Chinese and play back your recording to check your pronunciation. Saved recordings are stored in the “RECORDS” area on the “TOOLS” page.



ENABLE MICROPHONE

- Click “Allow” for the tool to work
- Check your mic setting if no sound is being recorded




SAVE RECORDING


- Click the red button in the middle to start recording and press it again to stop.
- Click “Play” to play
- Click “Save” to save

**Writing Pad**


Practice writing Chinese characters on the Writing Pad. Save your work and see if your stroke order and placement are correct.

**SAVE STROKE ORDER**

- Click and hold-down to write characters on the pad
- Click "Play" to see the stroke sequence
- Click "Clear" to clear Writing Pad
- Click "Save" to save in your "RECORDS"

**Composition**

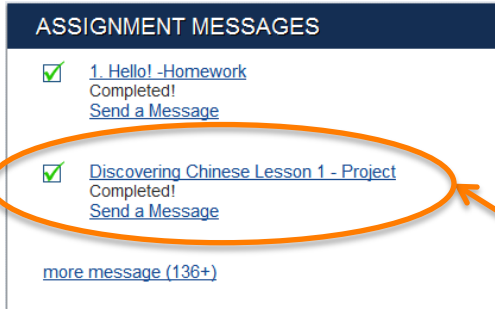
Practice typing in Chinese with pinyin with the composition tool. Choose which Chinese keyboards you would like to use in the "Settings" area of your computer.

**E-Cards**

Practice your Chinese composition and send your teacher, classmates, friends and family e-cards with ease.

5. ASSIGNMENTS

The Homework area typically includes 20 questions focused on listening and reading skills related to the lesson. The project area includes 5 questions focused on character writing, read-aloud passages, and creative speaking exercises.



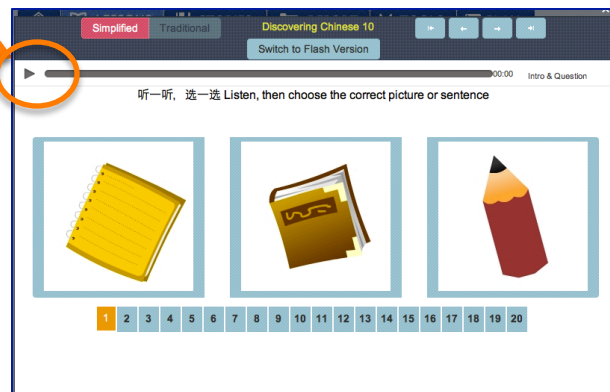
ACCESS ASSIGNMENTS:

- Your teacher may assign lesson modules, lesson projects, lesson homework, voice recorder, writing pad, and future application updates
- **Note:** You must click on the assignment link on your message board in order for your answers to be sent to your teacher.

Your assignments will be posted on your Message Board. Click on the link directly to complete the assignment.

LESSON HOMEWORK & PROJECTS:

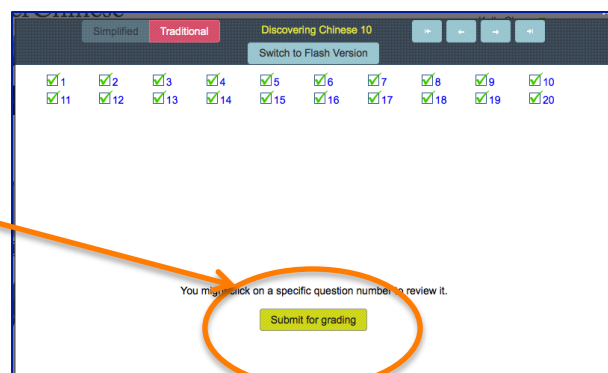
- Once you click on the assignment link, a window will pop-up with the exercise questions.
- To replay the recording for the listening exercises, just press the play button.



SUBMITTING ASSIGNMENTS:

Click on "Submit for Grading" button to submit your answers. Be sure to check through your work before submitting because once your work is sent, you will not be able to change your answers.

Do not click "x" before clicking "Submit for grading" or your work will be discarded.



Homework Trophy Room Collection

After completing your homework, a trophy will be added to your collection. See how many trophies you can collect.



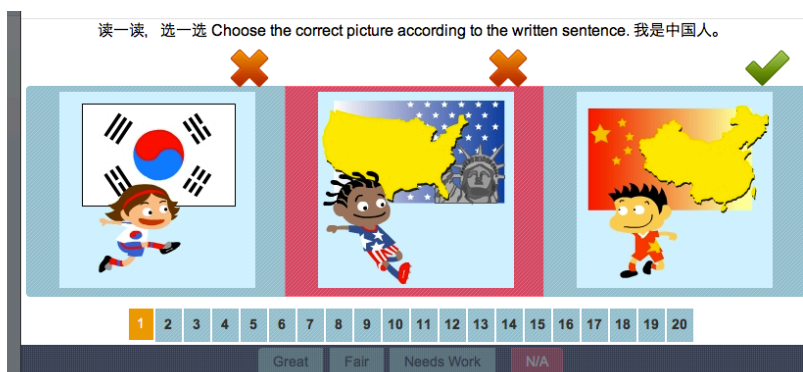
6. REPORTING

After you have finished your homework, you can go back and see what score you received. Go to the “REPORT” tab and click on the Assignments tab.



Date	Assignment	Message	Score	Message
2013/06/12	7. What is Your Nationality? - Homework	finish or else no recess.	45%	(1 Message)
2013/05/08	1. I Love My Family-Homework	Please complete before recess tomorrow.	65%	Send a Message
2013/05/03	4. What is Your Nationality? - Homework	hi	95%	Send a Message
2013/04/17	Voice Recorder	Please say "I Love my Family" in Chinese!	Grade it	Send a Message
2013/04/17	1. I Love My Family-Homework	Please complete before Friday's Test.	60%	Send a Message
2013/02/07	5. I Go to Dahua High School - Homework	please complete immediately!	55%	Send a Message

By clicking on the assignment, you can see which answers you got correct and any feedback the teacher might have sent you. For multiple choice problems, the correct answer is also shown to help you learn from your mistakes.



If you are still having problem with the Online Learning System after all the steps, please contact our [customer support](#) with a detail description and a screen shot of the problem.